


SRT ADVANTAGES



Colored Stroke Indicator Line alerts operator, maximum piston stroke has been reached

Relief Valve prevents over stroking the ram and blowing a seal

Same size tommy holes on top and bottom requiring only 1 tommy bar on the job site

Quick Release Bridge. No tools needed to assemble

All mechanism parts are protected from debris and operator contact within the tensioner body

Encapsulated Nut Rotating Socket to prevent loss by keeping all pieces together

Patented Spring Return Load Cell to assist in piston retraction and reduce operator fatigue



Tensioner Pumps pages 91-99

SRT SPRING RETURN BOLT TENSIONER

The Spring Return design dramatically increases productivity and safety on the job site when compared to older technology manual return tensioners.

- Piston overstroke prevention
- Piston stroke indication
- Compatible with MRT Tensioner range
- Unique quick release bridge adaptation
- Piston/cylinder misalignment compensation
- Bolt coverage from 3/4" to 4" (20 - 115 mm) with just 8 tools
- Designed to fit BS1560/ANSI B16.5/API flanges
- Fully enclosed load cell design eliminates entry of debris into piston retraction mechanism
- Piston over-stroke eliminator to prevent over stroking and blowing a seal
- Twin hydraulic couplings for multiple tool connections
- Requires stud to protrude above nut by 1 x bolt diameter
- Application specific tooling available. Contact factory for details.
- 10 mm piston stroke

Max tool pressure: 1,500 bar (21,750 psi)

Bolt protrusion above nut: 1 x bolt diameter (minimum)

BOLT TENSIONER SPRING RETURN - SRT

Bolt coverage from 3/4" to 4"
(20 - 115 mm) with just 8 tools



BOLT TENSIONER SPRING RETURN - SRT

Bolt coverage from 3/4" to 4"
(20 - 115 mm) with just 8 tools



Piston stroke: 10mm

Max tool pressure: 1,500 bar (21,750 psi)

Bolt protrusion above nut: minimum 1 x bolt diameter

Specifications and Dimensional Data

(Tool Reference)	Stud Diameter				Tool Load		Hydraulic Area		Approx. Wt.		Minimum Bolt Protrusion Above Nut				
	Load Cell Order No.	Imperial	Adaptor Kit Order No.	Metric	Adaptor Kit Order No.	Lbf	kN	in ²	mm ²	lb	kg	Imp bolts		met bolts	
												in	mm	in	mm
(SRT0) SRTAS000001	3/4"	SRTAS000002	M20	SRTAS000006	35,971	160	1.654	1,067	3.1	1.4	0.75	19	0.79	20	
	7/8"	SRTAS000004	M22	SRTAS000008							0.87	22	0.87	22	
(SRT1) SRTAS010001	1"	SRTAS010003	M24	SRTAS010007	62,950	280	2.894	1,867	6	2.7	0.98	25	0.94	24	
	-	-	M27	SRTAS010009							-	-	1.06	27	
	1-1/8"	SRTAS010005	-	-							1.14	29	-	-	
(SRT2) SRTAS020001	1"	SRTAS020003	M24	SRTAS020011	101,169	450	4.652	3,001	9	4.1	0.98	25	0.94	24	
	-	-	M27	SRTAS020013							-	-	1.06	27	
	1-1/8"	SRTAS020005	M30	SRTAS020014							1.14	29	1.18	30	
	1-1/4"	SRTAS020007	M33	SRTAS020015							1.26	32	1.30	33	
	1-3/8"	SRTAS020009	M36	SRTAS020016							1.38	35	1.42	36	
(SRT3) SRTAS030001	1-1/4"	SRTAS030003	M33	SRTAS030011	148,381	660	6.822	4,401	11.9	5.4	1.26	32	1.30	33	
	1-3/8"	SRTAS030005	M36	SRTAS030012							1.38	35	1.42	36	
	1-1/2"	SRTAS030007	M39	SRTAS030013							1.5	38	1.54	39	
	1-5/8"	SRTAS030009	M42	SRTAS030014							1.61	41	1.65	42	
(SRT4) SRTAS040001	1-1/2"	SRTAS040004	M39	SRTAS040014	224,820	1000	10.335	6,668	18.5	8.4	1.5	38	1.54	39	
	1-5/8"	SRTAS040006	M42	SRTAS040015							1.61	41	1.65	42	
	1-3/4"	SRTAS040008	M45	SRTAS040016							1.73	44	1.77	45	
	1-7/8"	SRTAS040010	M48	SRTAS040017							1.89	48	1.89	48	
	2"	SRTAS040012	-	-							2.01	51	-	-	
(SRT5) SRTAS050001	2"	SRTAS050004	M52	SRTAS050012	337,230	1500	15.504	10,003	30.4	13.8	2.01	51	2.05	52	
	2-1/4"	SRTAS050006	M56	SRTAS050013							2.24	57	2.20	56	
	-	-	M60	SRTAS050015							-	-	2.36	60	
	2-1/2"	SRTAS050008	M64	SRTAS050016							2.52	64	2.52	64	
	-	-	M68	SRTAS050018							-	-	2.68	68	
	-	-	M70	SRTAS050020							-	-	2.76	70	
(SRT6) SRTAS060001	2-3/4"	SRTAS050010	-	-	562,050	2500	25.84	16,671	50.7	23	2.76	70	2.83	72	
	2-3/4"	SRTAS060004	M72	SRTAS060014							2.99	76	2.99	76	
	3"	SRTAS060006	M76	SRTAS060016							-	-	3.15	80	
	3-1/4"	SRTAS060008	M85	SRTAS060020							3.27	83	3.35	85	
	3-1/2"	SRTAS060010	M90	SRTAS060022							3.50	89	3.54	90	
(SRT7) SRTAS070001	3-1/2"	SRTAS070004	M90	SRTAS070010	719,424	3200	33.076	21,339	70.5	32	3.50	89	3.54	90	
	-	-	M95	SRTAS070012							-	-	3.74	95	
	3-3/4"	SRTAS070006	M100	SRTAS070014							3.74	95	3.94	100	
	4"	SRTAS070008	-	-							4.02	102	-	-	
(SRT8) SRTAS080001	4"	SRTAS080004	M105	SRTAS080010	921,762	4100	42.377	27,340	99.2	45	4.02	102	4.13	105	
	-	-	M110	SRTAS080012							-	-	4.33	110	
	4-1/4"	SRTAS080006	M115	SRTAS080014							4.25	108	4.53	115	
	4-1/2"	SRTAS080008	-	-							4.49	114	-	-	

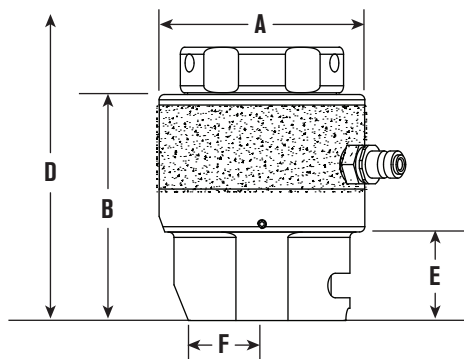
Weight excludes puller sleeve

Need to order load cell and adaptor kit to have complete tensioner

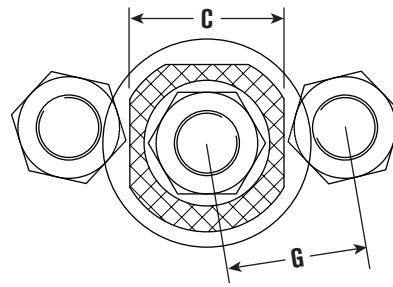
To convert to long tons, divide lbf by 2240. To convert to short tons, divide lbf by 2000.

All bolt diameters ≤ 1" are UNC and all diameters > 1" are 8UN. All metric threads are Metric Coarse.

Specifications and Dimensional Data



* Toggle Bar data, see page 37



'D' includes an allowance for tool removal after bolt tightening with 10 mm tool stroke

A		B		C		D				E		F		G				Stud Diameter		(Tool Reference)	
in	mm	in	mm	in	mm	Imp bolts		met bolts		in	mm	in	mm	Imp bolts		met bolts		Imperial	Metric	Load Cell Order No.	
2.6	66	3.7	93	2.5	63	5.4	136	5.6	142	1.4	36	1	25	2	50.8	2	49.8	3/4"	M20	(SRT0)	
		3.7	93	2.5	63	5.6	142	5.7	144	1.4	36	1	25	2.1	53.6	2	51	7/8"	M22	SRTAS000001	
3.4	87	4.6	117	2.7	68	6.9	175	6.9	175	1.5	38	1.1	28	2.3	58.8	2.2	56.5	1"	M24	(SRT1)	
		4.6	117	2.7	68	-	-	7	178	1.5	38	1.1	28	-	-	2.3	58.7	-	M27	SRTAS010001	
		4.7	120	2.8	72	7.1	181	-	-	1.6	41	1.2	31	2.7	68.3	-	44.5	1-1/8"	-	-	-
4.1	103	4.6	117	3	75	6.9	175	6.9	175	1.5	38	1.2	30	2.6	65.2	2.5	64.5	1"	M24	(SRT2)	SRTAS020001
		4.6	117	3	75	-	-	7	178	1.5	38	1.2	30	-	-	2.6	66	-	M27		
		4.7	120	3.1	80	7.1	181	7.2	184	1.6	41	1.2	30	2.7	67.6	2.7	67.6	1-1/8"	M30		
		4.8	123	3.3	84	7.4	188	7.5	190	1.7	44	1.4	35	2.8	72.3	2.8	71.9	1-1/4"	M33		
4.7	118	4.8	123	3.5	88	7.5	190	7.6	192	1.7	44	1.4	35	3	75.9	3	76.5	1-1/4"	M33	(SRT3)	SRTAS030001
		5	126	3.8	96	7.8	197	7.8	198	1.9	47	1.5	38	3.2	81.1	3.2	80.8	1-3/8"	M36		
		5.1	130	3.8	96	8	203	8	204	2	51	1.7	42	3.3	83.8	3.3	83.6	1-1/2"	M39		
		5.2	133	4.1	105	8.2	209	8.3	211	2.1	54	1.6	41	3.6	91	3.6	91	1-5/8"	M42		
5.5	140.5	5.2	132	4.4	112	8.3	211	8.3	212	2	51	1.7	42	3.6	91.8	3.6	91.6	1-1/2"	M39	(SRT4)	SRTAS040001
		5.3	135	4.5	114	8.5	217	8.6	218	2.1	54	1.8	45	3.8	95.6	3.8	95.5	1-5/8"	M42		
		5.5	139	4.6	118	8.8	223	8.9	225	2.2	57	2	52	3.9	100	3.9	100	1-3/4"	M45		
		5.6	142	4.5	114	9.1	230	9.1	231	2.4	60	2	51	4	101.1	4	101.3	1-7/8"	M48		
6.9	175.5	5.7	145	4.7	120	9.3	236	-	-	2.5	63	2	52	4.2	106.8	-	-	2"	-	(SRT5)	SRTAS050001
		5.8	148	4.7	120	9.7	246	9.8	248	2.5	63	2	52	4.5	114	4.5	115	2"	M52		
		6.1	154	5.4	138	10.2	259	10.2	258	2.8	70	2.3	58	4.8	121.3	4.7	119.1	2-1/4"	M56		
		6.3	161	5.4	138	-	-	10.3	262	2.8	70	2.3	58	-	-	4.8	122	-	M60		
		6.3	161	6	153	10.7	272	10.7	273	3	76	2.5	63	5.3	134.3	5.2	132.3	2-1/2"	M64		
		6.3	161	6	153	-	-	11.1	283	3	76	2.5	63	-	-	5.3	135	-	M68		
8.6	219	6.3	161	6	153	-	-	11.3	287	3	76	2.5	63	-	-	5.3	135.2	-	M70	(SRT6)	SRTAS060001
		6.6	167	6.1	156	11.2	284	11.1	283	3.2	81	2.8	70	5.6	141.3	-	-	2-3/4"	-		
		6.6	167	6.2	157	11.6	294	11.7	297	3.2	82	2.8	72	5.7	145.4	5.8	146.5	2-3/4"	M72		
		6.9	174	7.2	182	12.1	307	12.1	308	3.5	89	3.1	80	6.3	159.8	6.1	155.5	3"	M76		
		6.9	174	7.2	182	-	-	12.3	312	3.5	89	3.1	80	-	-	6.2	158.4	-	M80		
9.9	252	7.1	180	7.5	190	12.6	320	12.7	323	3.7	95	3.3	84	6.7	169	6.5	165	3-1/4"	M85	(SRT7)	SRTAS070001
		7.3	186	8.1	205	13.1	332	13.1	334	4	101	3.5	88	7.2	182	7	178.6	3-1/2"	M90		
		7.3	186	7.9	200	13.3	339	13.4	341	4	101	3.5	88	7.1	179.8	6.9	176.1	3-1/2"	M90		
		7.3	186	7.9	200	-	-	13.6	346	4	101	3.5	88	-	-	7	178.9	-	M95		
11.1	282	7.6	192	7.9	200	13.9	352	14	356	4.2	107	3.7	94	7.3	185.3	7.3	184.7	3-3/4"	M100	(SRT8)	SRTAS080001
		7.8	199	8.3	210	14.3	364	-	-	4.5	114	4.5	114	7.3	186	-	-	4"	-		
		7.8	199	8.3	210	14.7	374	14.9	378	4.5	114	4.5	114	7.7	196	7.7	195	4"	M105		
		7.8	199	8.3	210	-	-	15.1	383	4.5	114	4.5	114	-	-	7.8	197	-	M110		
11.1	282	8.1	205	8.8	224	15.2	387	15.5	394	4.7	120	4.5	114	8.2	208	8.2	208	4-1/4"	M115	(SRT8)	SRTAS080001
		8.3	212	9.1	232	15.7	400	-	-	5	127	4.6	117	8.6	218	-	-	4-1/2"	-		

Toggle Bar	10mm x 200mm	SRT/MRT (up to 1-7/8" - M48)	INTTB000010
	14mm x 200mm	SRT/MRT (2" - M52 and above)	INTTB000014